

Keyboard Shortcuts

Keyboard shortcuts allow fast operation of the console and onPC command wings via the (internal) keyboard.

Some of these user-editable shortcuts are for general use and override other commands. Others are related to specific windows and pop-ups.

The **KeyboardShortcut keyword** is used to edit and list the keyboard shortcuts. To modify the keyboard shortcuts, use the **Set keyword**.

Keyboard Shortcuts are part of the UserProfile. This makes it possible for every user/user profile to use their own shortcut definitions within a show file.

Turn the Keyboard Shortcuts on

- Tap **ShCuts** next to the command line or press **F10** on your keyboard.



Keyboard shortcuts enabled

The keyboard shortcuts are turned on (yellow text).

Turn the Keyboard Shortcuts off

- Tap **ShCuts** next to the command line or press **F10** on your keyboard.



Keyboard shortcuts disabled

The keyboard shortcuts are turned off (white text).



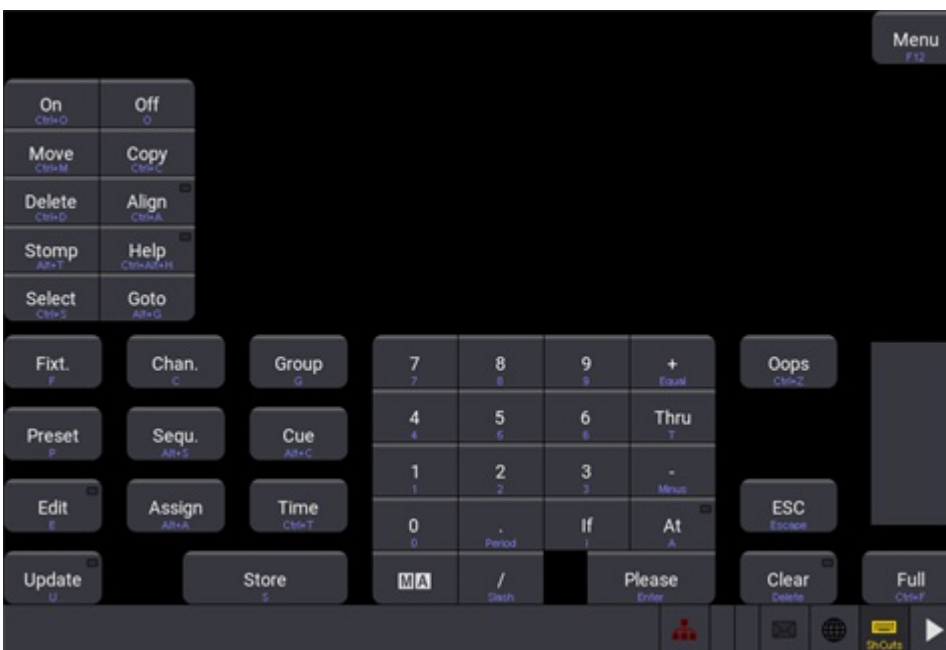
Hint:

In certain overlays and pop-ups where the shortcuts are not relevant, they are switched off and back on automatically. The shortcut symbol turns red.

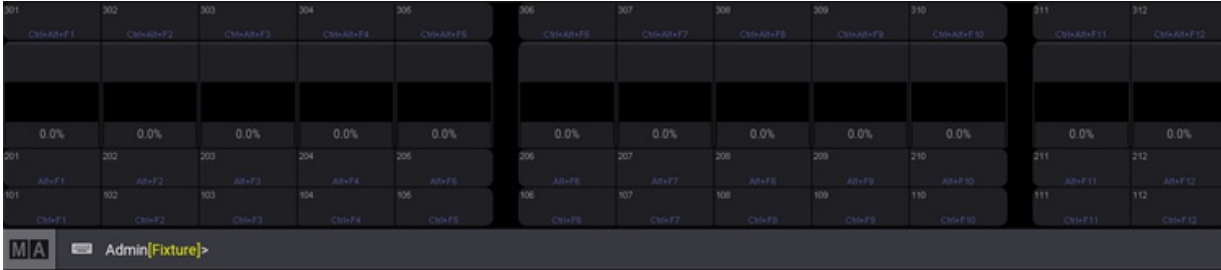
Shortcut Examples



Command section window left



Command section window right



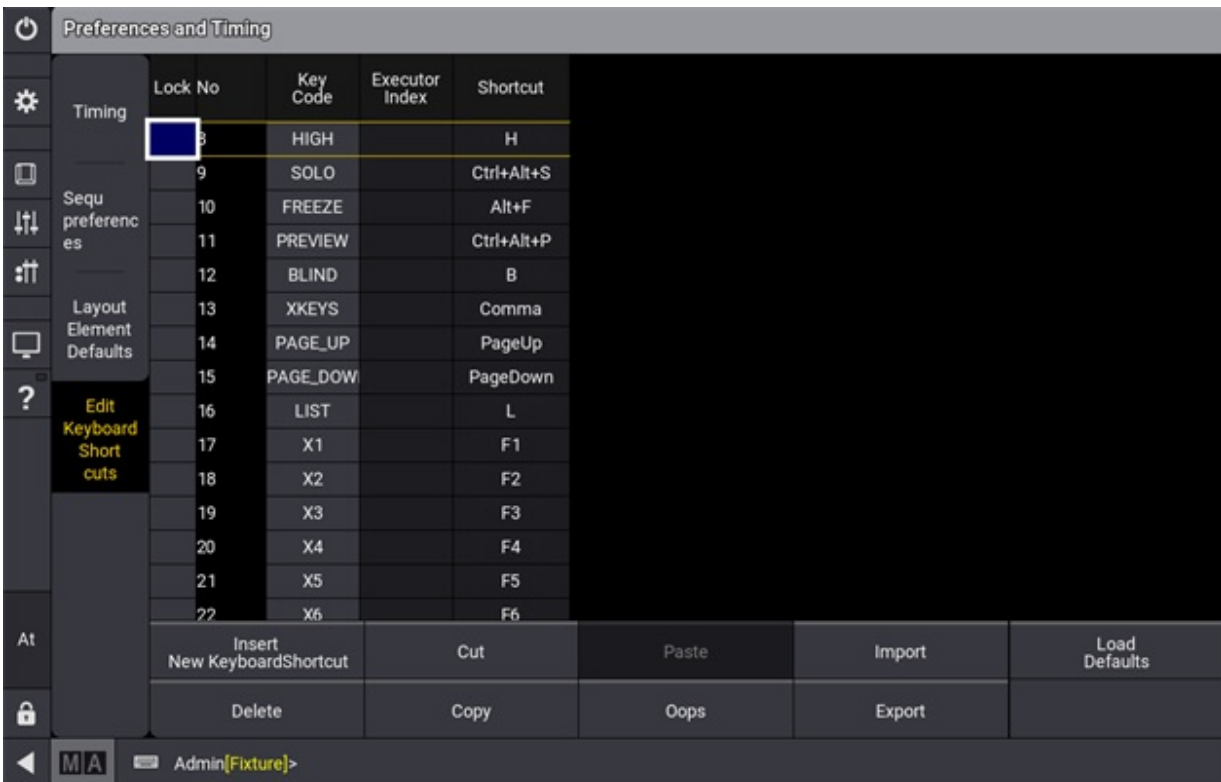
Playback controls window

The images above show the activated shortcut overlay. The overlay color can be changed in color themes.

Edit Keyboard Shortcuts Window

- To edit the shortcuts, open the Preferences and Timing window.
- Tap Edit Keyboard Shortcuts.

The Edit Keyboard Shortcuts window opens:



Edit Keyboard Shortcuts window

Add Keyboard Shortcuts

- To add a new keyboard shortcut, scroll down to the end of the list and tap "Insert New KeyboardShortcut".



Preferences and Timing				
	Lock No	Key Code	Executor Index	Shortcut
Timing	149	NUM3		kp3
	150	NUM4		kp4
Sequ preferences	151	NUM5		kp5
	152	NUM6		kp6
	153	NUM7		kp7
Layout Element Defaults	154	NUM8		kp8
	155	NUM9		kp9
	156	MINUS		kpSubtract
Edit Keyboard Shortcuts	157	SLASH		kpDivide
	158	PLUS		kpAdd
	159	PLEASE		kpEnter
	160	DOT		kpDecimal
	161	OOPS		Backspace
	162			
New KeyboardShortcut				
Insert New KeyboardShortcut		Cut		Paste
Delete		Copy		Oops

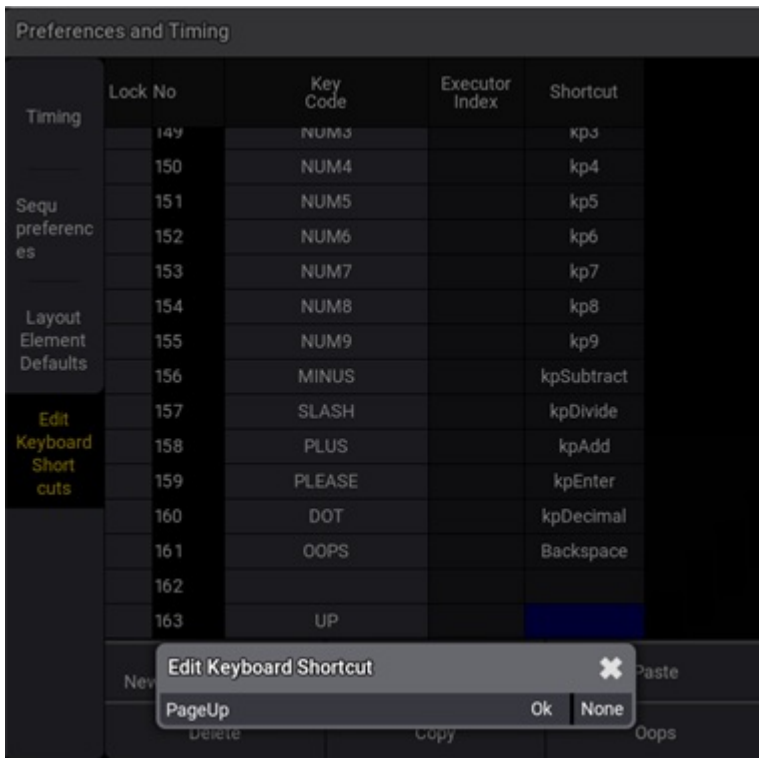
Add new keyboard shortcut

- Select the desired key code from the pop-up list.

Preferences and Timing				
	Lock No	Key Code	Executor Index	Shortcut
Timing	149			kp3
	150			kp4
Sequ preferences	151			kp5
	152			kp6
	153			kp7
Layout Element Defaults	154			kp8
	155			kp9
	156			kpSubtract
Edit Keyboard Shortcuts	157			kpDivide
	158			kpAdd
	159			kpEnter
	160			kpDecimal
	161			Backspace
	162			
163				
Insert New KeyboardShort		PREVIEW		Paste
Delete		BLIND		Oops

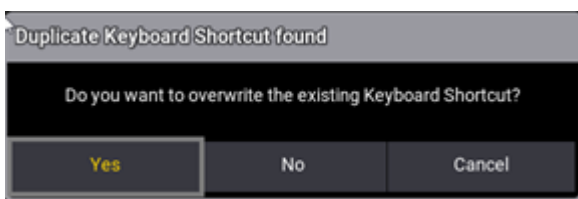
Select key code window

- To enter the desired shortcut, press the relevant keys.



Enter keyboard shortcut window

If a keyboard shortcut already exists, a warning pop-up appears:



Warning pop-up

- Tap Yes to save the new shortcut.

Preferences and Timing				
	Lock No	Key Code	Executor Index	Shortcut
Timing	150	NUM4		kp4
	151	NUM5		kp5
Sequ preferences	152	NUM6		kp6
	153	NUM7		kp7
	154	NUM8		kp8
	155	NUM9		kp9
Layout Element Defaults	156	MINUS		kpSubtract
	157	SLASH		kpDivide
	158	PLUS		kpAdd
Edit Keyboard Shortcuts	159	PLEASE		kpEnter
	160	DOT		kpDecimal
	161	OOPS		Backspace
	162			
	163	UP		PageUp
	New KeyboardShortcut			
	Insert New KeyboardShortcut	Cut	Paste	
	Delete	Copy	Oops	

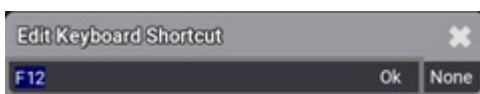
New shortcut is added.

The new shortcut is added to the list.

Edit Existing Keyboard Shortcut

- To edit an existing shortcut definition, long press the Keyboard Shortcut you want to edit.

The Edit keyboard shortcut pop-up opens



Edit keyboard shortcut pop-up

- Enter the new key.

As **Enter** can also be used as a shortcut, it is not possible to close the Edit keyboard shortcut pop-up with Enter.

- To confirm the key, tap **Ok**.
- To clear the key, tap **None**.
- To cancel the edit, tap **X**.

Delete Keyboard Shortcuts

- To select the keyboard shortcut to be deleted, tap the desired shortcut.



Preferences and Timing				
	Lock No	Key Code	Executor Index	Shortcut
Timing	150	NUM4		kp4
	151	NUM5		kp5
Sequ preferences	152	NUM6		kp6
	153	NUM7		kp7
	154	NUM8		kp8
Layout Element Defaults	155	NUM9		kp9
	156	MINUS		kpSubtract
Edit Keyboard Shortcuts	157	SLASH		kpDivide
	158	PLUS		kpAdd
	159	PLEASE		kpEnter
	160	DOT		kpDecimal
	161	OOPS		Backspace
	162			
	163	UP		PageUp
New KeyboardShortcut				
Insert New KeyboardShortcut		Cut		Paste
Delete		Copy		Oops

Delete keyboard shortcut window

Tap **Delete**.

Preferences and Timing				
	Lock No	Key Code	Executor Index	Shortcut
Timing	149	NUM3		kp3
	150	NUM4		kp4
Sequ preferences	151	NUM5		kp5
	152	NUM6		kp6
	153	NUM7		kp7
Layout Element Defaults	154	NUM8		kp8
	155	NUM9		kp9
Edit Keyboard Shortcuts	156	MINUS		kpSubtract
	157	SLASH		kpDivide
	158	PLUS		kpAdd
	159	PLEASE		kpEnter
	160	DOT		kpDecimal
	161	OOPS		Backspace
	162	UP		PageUp
New KeyboardShortcut				
Insert New KeyboardShortcut		Cut		Paste
Delete		Copy		Oops



Keyboard shortcut deleted.

The keyboard shortcut is deleted.

Reset keyboard shortcuts to defaults

To reset the keyboard shortcuts to their defaults, tap **Load Defaults**.

The keyboard shortcuts are reset to their defaults.